
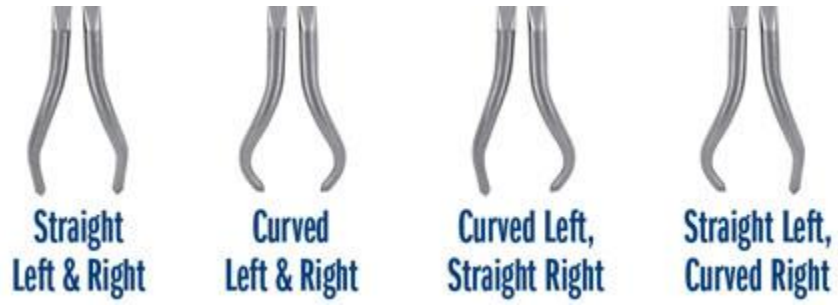


Dr. Yan's Special & Commonly Preferred Surgical Toolbox

- Innomed Small Bone Distractors (Fracture ORIF, Fusion)



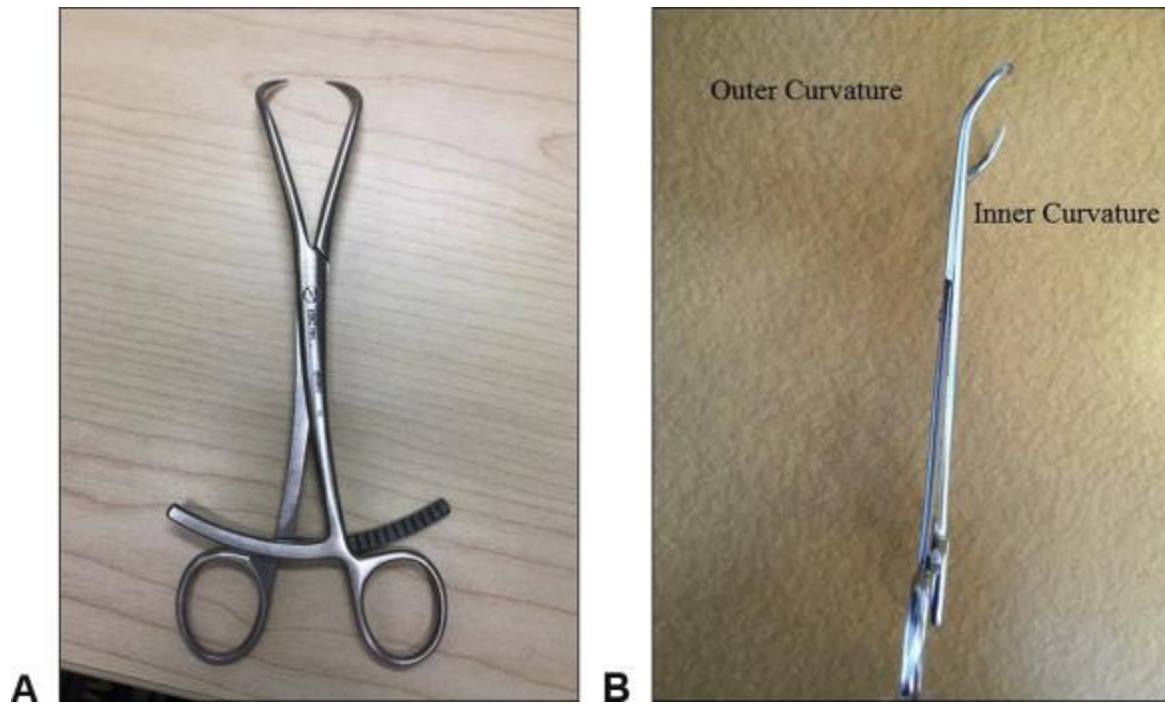
- **Innomed Pointed Fracture Reduction Clamps (Fracture ORIF)**



- **Point to Point Reduction Clamp (Fracture ORIF)**



- Large Tenaculum Bone Clamp (Fracture ORIF)



- Shoulder hook: Innomed Hooked Bone Awl (Fracture ORIF)



- Arthrex Weber Clamps (**Fracture ORIF**)



- **Periarticular reduction clamp (Fracture ORIF, Syndesmosis Reduction)**

Reduction Forceps

Periarticular Reduction Forceps, Small and Medium

- Appropriately sized for distal tibia reduction and syndesmotic repair, among other fractures
- Curved tips allow access to and visualization of distal tibia while holding reduction
- Speed lock mechanism aids in holding reduction




- **Ball Spike pusher (Fracture ORIF)**



- **Interchangeable Chisel Osteotome Set (Fusion)**

German Chisel & Gouge Osteotome Set Chisel Handle Orthopedic Surgical Instrument

Chisel & Gouge Osteotome Set

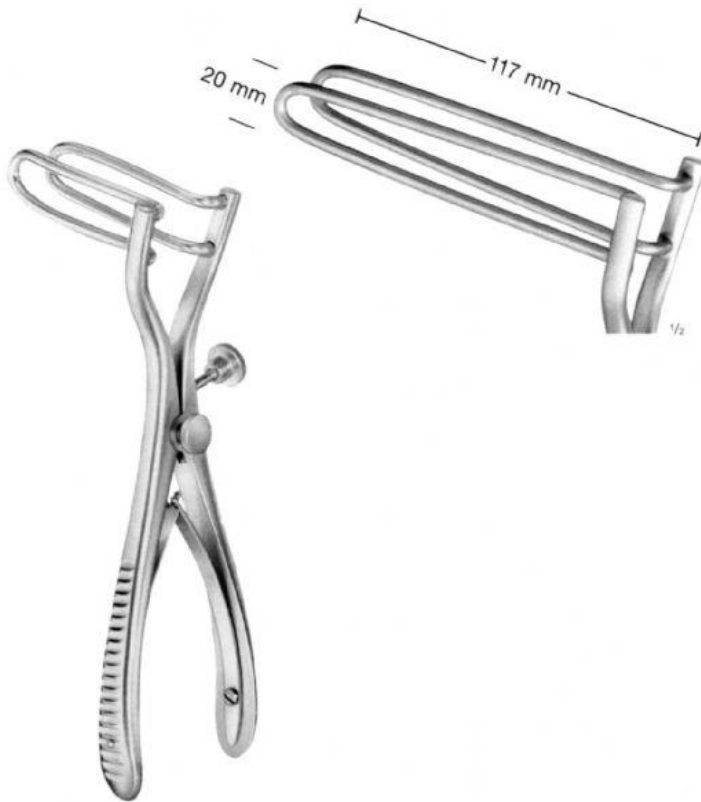


<https://www.ebay.com/itm/324063123043?mkevt=1&mkcid=1&mkrid=711-53200-19255-0&campid=5338722076&toolid=10001>

- McGlamery Elevator (**Forefoot Surgery**)



- Rectal Retractor : Schultz Bergmann Rectal Retractor Short & Long (**Gastroc Release**)



- **MicroAire Impactor Power Osteotome (Fusion)**
<https://www.microaire.com/wp-content/uploads/2016/11/MicroAire-Power-Catalog-Rev-E.pdf>



- **Honey Badger Cartilage Removal Tool: Paragon 28 (Fusion)**

JOINT PREPARATION



Honey Badger Cartilage Removal Tool

- Provides “reverse cutting” functionality
- Ideal for debridement of curved, small and/or difficult to access joints

- **V.Muller Currette Set (straight and 90 degree) (Fusion, Total Ankle)**

V. Mueller Chroma-Line Neuro Spine Curette Set

<https://a-zortho.com/item-listing-default/item/87854-v-mueller-chroma-line-neuro-spine-curette-set>



- **V. Muller Skinny Roungeur 4 mm bite Straight (Total Ankle)**





<https://www.germedusa.com/p-11370-jansen-rongeur.aspx>

Alternative

- **V. Muller Bone Temp (Fusion, Bone Grafting)**

<https://mms.mckesson.com/product/813294/V-Mueller-S-0081>



- Stryker Core Sagittal Saw and Reciprocol Saw (Total Ankle)



- **Kerrison Rongeur for Spine (Total Ankle, Reconstruction)**



- **Integra Miltex SuperCut Stevens Tenotomy Scissors (Soft tissue Surgery, All Surgery)**



- Gelpi Short Stout Retractor (All Surgery)



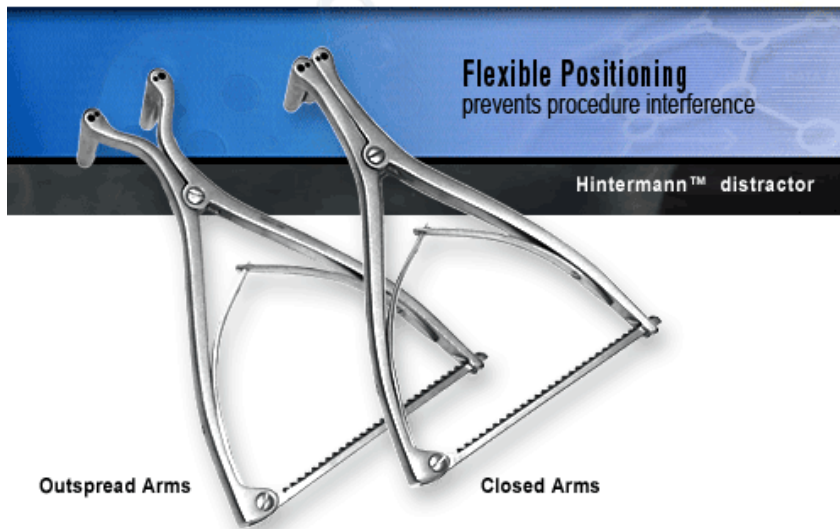
- Laminar spreader with & without teeth (Morton's neuroma, fusion)



- **Pittuatory Forceps (Total ankle, reconstruction)**



- **Hintermann Distractor Compressor (Fusion, reconstruction)**




The Hintermann™ distractor is available in four models. Each of the models have two pins (2.5 mm for the large model, and 1.6 or 2.5 mm diameter for the small model) which are slid into the appropriate holes in the spreading forceps, and are then introduced at the appropriate localization into the bone fragments to be spread open. The spreader is

then distracted, and locked when the distance expected between the two fragments is reached. The flexible positioning of these distractor forceps prevents them from interfering with the procedure. These distractors are available in two different sizes (15 cm, or 21 cm), with closed or outspread arms, allowing them to be used for many possible indications.

- Tonsil Clamp (General soft tissue)




- Allis Clamp (General soft tissue)



- Rat Tooth 1, 2 pick up (**General deep tissue handling**)



- Debakey Forceps (**General deep tissue and vessels**)



- **Edison Forceps (Skin Handling)**

